

Imported and distributed into the USA & Canada by
Mobility & Access, Inc.
 306 High Tech Drive, Oakdale, PA 15071
 Phone (724) 695-1590 Fax (724) 695-1593
 TAX ID#: 20-8037554
 info@mobilityaccess.com
 www.mobilityaccess.com
  @mobilityandaccess

THE DUET



Duet Wheelchair Bicycle for children and adults

ORDER FORM/PRICE LIST

Revised September 2024

Ordered by/ Quoted to:

Name: _____
 Address: _____
 City, State ZIP: _____
 Phone: _____
 Email: _____

Ship to:

Name: _____
 Address: _____
 City, State ZIP: _____
 Phone: _____
 Email: _____

Payment information:

CC: _____
 Exp.Date: _____ CVV: _____
 Billing address: _____

 Signature: _____

Date: ____/____/____

Term and Conditions :

DUET BIKE is made in Netherlands. Delivery times vary based on stock availability. Estimated delivery time: TBD. Payment terms: Prepaid orders only.
Returns are not accepted.

Ships with TForce or ABF Freight business or residential delivery, fully insured, packed on a pallet. For residential, the freight company will call to make a delivery appointment with consignee, signature is required. Do not accept the shipment if your package is damaged.

*SHIPPING: \$495.00 (US Only / AK, HI excluded)

*Add additional \$100 freight charge for Electro

*Shipping to Canada + Brokerage TBD






TOTAL: _____

STANDARD FEATURES IN ALL MODELS OF DUET:




- 26" x 1.75" Wheels and tires
- Alloy Luggage Rack
- Suspension Bike Seat
- Hydraulic Disc-Brakes on Wheelchair
- Wheelchair Parking Brake
- Adjustable & Removable Footrest Plate
- Adjustable Lap Belt
- Adjustable Handlebars
- Removable and Washable Seat Upholstery
- Folding Seat with 3 Position Seat Angle
- Chain Guard
- Coaster Brakes
- On-Board Tools for Headrest and Footrest Adjustments
- Quick release locking mechanism to disconnect wheelchair from bicycle








DUET MODELS

ITEM #	DESCRIPTION	USD
<input type="checkbox"/> DUET PLUS <ul style="list-style-type: none"> Shimano Nexus 8-speed gears Puncture resistant tires Adjustable headrest LED light system Bike stand Bike lock Tire pump, Tool set 'H" style harness Wheelchair spoke covers Suspension bike seat Choice of frame color: RED/BLUE 	 <p><i>*Raised armrests are optional</i></p> <div style="display: flex; align-items: center; justify-content: center;">   <div style="margin-left: 20px;"> <input type="checkbox"/> RED <input type="checkbox"/> BLUE </div> </div>	<p>\$6,795.00</p>
<input type="checkbox"/> DUET ELECTRO <ul style="list-style-type: none"> 7-speed chain gear system 250W Bafang Mid-Motor 36V, 14Ah Li-Ion battery 110 V charger 30+ miles per charge Silver frame only * Add additional \$100 freight charge for Electro 	 	<p>\$9,795.00</p>

ACCESSORIES

ITEM #	DESCRIPTION	USD
 <input type="checkbox"/> WHEELCHAIR SPOKE COVERS \$425.00	 <input type="checkbox"/> RAISED FOOTBOARD (4'0" under) \$360.00	

ACCESSORIES

ITEM #	DESCRIPTION	USD
	<input type="checkbox"/> MOLDED FOOT SUPPORT WITH STRAPS \$325.00 <input type="checkbox"/> SMALL <input type="checkbox"/> LARGE <input type="checkbox"/> MEDIUM	
		<input type="checkbox"/> SEAT REDUCTION (Removable upholstery pieces. Standard 18") \$295.00 <input type="checkbox"/> 15" SMALL <input type="checkbox"/> 10" LARGE <input type="checkbox"/> 13" MEDIUM
	<input type="checkbox"/> ANTI-TIP SUPPORT FOR WHEELCHAIR \$595.00	
		<input type="checkbox"/> CUSTOM SPLIT FOOTPLATES \$695.00
	<input type="checkbox"/> FOOT STRAP \$100.00	
	<input type="checkbox"/> CALF STRAP \$100.00	<input type="checkbox"/> "H" STYLE HARNESS \$205.00
	<input type="checkbox"/> RAISED ARMRESTS (Removable) \$465.00	
		<input type="checkbox"/> THIGH HARNESS \$225.00
	<input type="checkbox"/> XXL BICYCLE BASKET \$165.00 (Compatible with Basic and Plus only)	
		<input type="checkbox"/> HAND SHIELDS (Keep hands off tires) \$395.00
	<input type="checkbox"/> XL BASKET \$80.00 (Compatible with Basic and Plus only)	

JO SI SMART SOLUTIONS CUSTOM SEATING



SEAT CUSHION WITH ABDUCTOR
\$275.00



BACK CUSHION WITH LATERAL SUPPORTS
\$375.00

Size 1: 6.5-9"

Size 2: 9-12.5"

Size 3: 12.5-16.5"



CONTOURED HEADREST PAD
\$175.00

TECHNICAL DATA

Wheelchair	
Seat Width (A)	18" Adaptable
Seat Depth (B)	15.5"
Back Height (C)	21" without Headrest
Lower Leg Length (D)	4" to 21"
Length	36" without Footrest
	56" Max with Footrest
Height (G)	40" without Headrest
	43" with Headrest at lowest height
Width (M)	26"
Weight	60 lbs
Max Load	275 lbs

Bicycle	
Length (L)	51"
Width	14"
Height	34" Seat Down
Inner Length	31" to 36"
Weight	27 lbs
Max Load	275 lbs
Combined	
Overall Length (H)	105" with Footrest
Overall Width (M)	26"
Overall Weight	87 lbs
Inner Length	31" to 36"
Weight	27 lbs
Max Load Overall	550 lbs

